

SGVMUG Apps and Traps for January 2013 by David Whitby

Forward to the Past!



iOS - iPhone 5 Complaints

<http://cimbura.com/tech/2012/10/18/why-arent-we-amazed-by-the-iphone-5/>

In response to all those who think that Apple's Maps program is such a "disaster", which I believe has been overblown, here are a list of features we might sometimes take for granted.

The iPhone does so many things that I've totally lost track of it! If I needed to carry all those devices around with me I'd need a dolly! Now it's in my pocket! My iPhone 5 is truly pure magic. It is amazing. It replaces the following things:

- Credit Card Swiper
- Coupon/Money Saver
- Home Security System Monitor
- Flashlight – Lights the way
- Musical Instrument
- Teleprompter – Displays visual text of speech or script
- Travel Agent
- Pedometer – Measures steps, distance, workout time, calories burned, speed, and pace
- Heart Monitor
- Business Card
- iPod, MP3 player
- Camera – Take photos...without film!
- Photo Album
- Remote Control...for TV, slide presentations, Nest, etc.
- Clock and Digital Timer/Stop Watch
- Weather Forecaster
- GPS and Map
- Flight Tracker
- Book/Magazines – You can even have one of the longest and most popular books...the Bible...with me at all times
- Bank teller – Deposit and withdraw money from my accounts
- TV, Video player
- Translator/Dictionary – For foreign languages
- Bar Code Scanner
- Game Machine/Player
- Dictation Taker
- Guitar/Instrument Tuner – Verify notes you are playing are the right tones
- Metronome – Keeps steady rhythm when playing music
- Audio Recorder
- Video Camera/Recorder
- Calculator
- Computer
- Internet access device
- Email
- Decible Meter – Measures sound levels
- Level – Measures how true something is to being horizontal, flat, or even
- Clinometer – Measures slope and vertical angles
- Star Map
- Notebook
- Calendar

Oh...and it's also a Phone! If you have a question or need to measure something, likely the

100 Best iPhone and iPad Apps of 2012

<http://www.addictivetips.com/ios/100-best-iphone-ipad-apps-of-2012/#more-139234>

100 Best iPhone & iPad Apps Of 2012

by Hamza Khalid on January 08, 2013

IOS

0



Google Play Store drew level with the iOS App Store in terms of quantity this year, but iOS still holds a slight edge over its most fierce rival when it comes to app quality. At the end of each year, one feels all good app ideas have already been used up, but there's always something new and innovative on offer in the App Store. Some very long-awaited apps and unique concepts came to the iPhone, iPad and iPod touch during 2012, a lot of which were or have recently been optimized for the larger display of the iPhone 5. Here is our list of free iOS apps that stood out from the lot we covered during 2012.

Podcasts

<http://www.addictivetips.com/ios/apple-podcasts-manage-subscriptions-outside-of-stock-music-app/>

Apple Podcasts Lets You Manage Podcast Subscriptions Outside Of Stock Music App

by Hamza Khalid on June 27, 2012

iOS 0

Podcasts grew in popularity almost as soon as the original iPod was launched (hence the name "Podcast"), and since then, they have become an integral part of many people's mornings (or days). So, it is rather surprising to see that it took Apple this long to release an official, standalone app for podcasts. The new **Podcasts** app for iPhone and iPad makes sure that the audio and video feeds have finally parted ways from the stock Music app. Although there is still that podcasts options in the *More* section of the Music app, one can't help but wonder how much longer it will stay there now. Apple's Podcasts app, which has been released prior to iOS 6, does not bring some magical new functionality to the mix, but it is a pretty nice way of streamlining your podcast collection and subscriptions. Not only does Podcasts neatly categorize all your downloads in one place, it also makes it really easy to find new and interesting podcasts/channels quickly.



iOS - CBS Connect

[CBS Connect App For iPad Offers TV Show Extras & Social Chatter For Fans](#)

by Hamza Khalid on January 04, 2013

When you take a look at the TV shows that have been popular among a wide range of audiences in past years, you are bound to find a considerable majority that has been created under the banner of CBS, including the likes of *How I Met Your Mother*, *CSI* and *The Big Bang Theory*. The network now seems to be planning to expand its domain to the world of mobile technology with their new **CBS Connect** app for the iPad. The app offers program schedules, bonus content, show clips and a discussion forum for fans of the shows. You won't be able to watch full episodes for every series, but CBS Connect is meant to be used as a companion app for when you're watching shows from the network, and in that capacity, it does pretty well.



CBS-Connect-iPad-Schedule

iPad 12:25 PM 46%						
CBS CONNECT						
Shows ▾ Events Schedule ⚙						
ET/PT 8:00PM 8:30PM 9:00PM 9:30PM 10:00PM 10:30PM						
Mon 01/14	60 MINUTES		60 MINUTES		ELEMENTARY	
Tue 01/15	how i met your mother	BIG BANG	2 BROKE GIRLS	MIKE & MOLLY	HAWAII FIVE-0	
Wed 01/16	NCIS		NCIS: LOS ANGELES		VEGAS	
Thu 01/17	NCIS		CRIMINAL MINDS		CSI: CRIME SCENE INVESTIGATION	

OSX

MASHDUO - Ever try to compare iTunes libraries and consolidate them? Try this...



The image shows the Mashduo application interface. At the top, there's a large circular logo with a stylized 'M' in orange and blue. Below the logo is the text 'Mashduo' and 'compare your music'. A 'Download now' button is visible. The interface is divided into two main sections: 'What is Mashduo?' and 'Need help?'. The 'What is Mashduo?' section explains that the app lets you compare your iTunes music with all of your friends' iTunes music. The 'Need help?' section provides links to a FAQ and email support. At the bottom, there are three screenshots illustrating the workflow: Step 1 (dragging libraries), Step 2 (Venn diagram showing song counts), and Step 3 (viewing and exporting results).

[Download now](#)

Mashduo

compare your music

What is Mashduo?

Mashduo lets you compare your iTunes music with all of your friends. You just need to drag and drop in you and your friend's iTunes library files, and Mashduo will compare them. You'll get a report of all the songs you two don't share. You can then export to a file or email the list to your friend. You can even zip up all the songs your friend doesn't have, so you can let your friend sample them.

Need help?

We have a [faq](#) and great [email support](#). If you have any problems or need assistance, feel free to drop us a line.

How do I get it?

You can download Mashduo right [here](#). Mashduo is also open-source. You can download the Mashduo source [here](#). If you don't have anyone to compare libraries with, why don't you compare libraries with us. Here's our [sample library](#).

Step 1 drag in your libraries

Drag Library Here

Step 2 watch it compare

Steve	Both	Bill
24 songs	2197 songs	176 songs

Step 3 view and export results

View and export results

CornerClick -

<http://www.addictivetips.com/mac-os/cornerclick-assign-any-app-file-or-action-to-mac-hot-corners/>

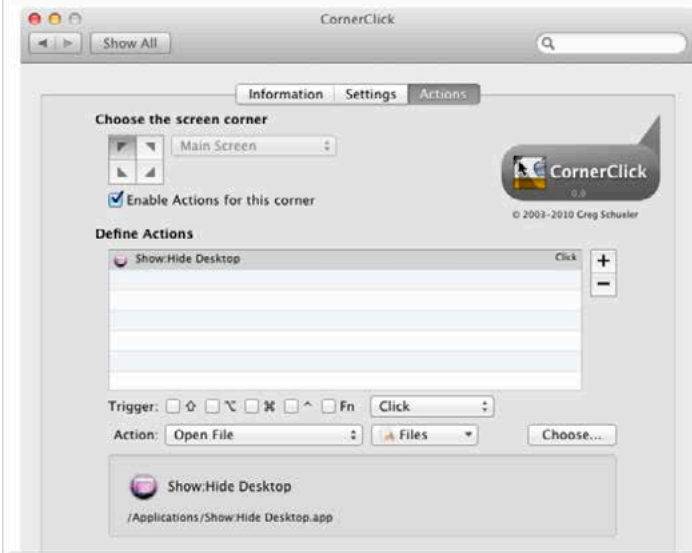
CornerClick: Assign Any App, File Or Action To Mac Hot Corners

by Fatima Wahab on May 01, 2012

Mac OS X 10

The default Hot Corners in OS X Lion allow you to start the screensaver, disable it, launch Mission Control, View Application Windows, Desktop, Launchpad or put your system to sleep. Barring the screensaver, you can perform these functions via gestures as well (provided you have a Trackpad). What would have been more useful is to be able to launch any app using one of these Hot Corners. **CornerClick** is a free Mac app that lets you do just that. You can pick any one of the four Hot Corners, and associate it with a file, an app or multiple apps. When you drag your mouse to the specified corner and click it, the apps or files you've associated with it are launched.

The app installs a preference pane where you can configure all the hot corners. Once installed, go to *System Preferences > Others > CornerClick*. Go to the *Actions* tab to set up your hot corners. Select one of the corners and click the plus button to add an action. You can select a trigger key that you will need to hold down when you click the hot corner, or you can set it to work with a simple click. From the *Action* drop down, choose what you want the selected corner to do. You can set it to hide the current application, hide all other apps (and not the current one), run an Apple Script, view all active windows or all active apps, or the desktop, launch the Dashboard, start the screensaver, open a file or open a URL.



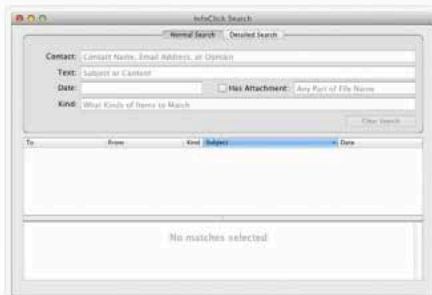
InfoClick

<http://mac360.com/2013/01/searching-for-email-messages-in-mail-is-a-royal-pain-finding-email-is-the-way-to-go/>

The one I'm trying now is InfoClick, from the same folks who develop Nisus Writer, the popular Mac word processor.

Instead of just typing in a few keywords into Mail's search field, InfoClick changes the game with criteria options.

Even the normal search mode has Contact, Text, Date, Kind, and more fields of information when performing a search.



Click the image above for a larger, pop up view.

What's really cool about using InfoClick to rummage through many thousands of email messages is the progressive step-by-step narrowing down to matches.

Enter a contact name and various email addresses pop up. Then enter text about the subject matter. That narrows the list of matches even more.

There are options to Search To, Search From, Search CC or BCSS, as well as Date, or Has Attachment. As you enter search criteria, InfoLink displays information about each message found. Click on one and get the detail in a window below. Right click and see the message in Mail.

This app is surprisingly effective and exactly how email search should be in Mail already. Apple, take notes.

Found!

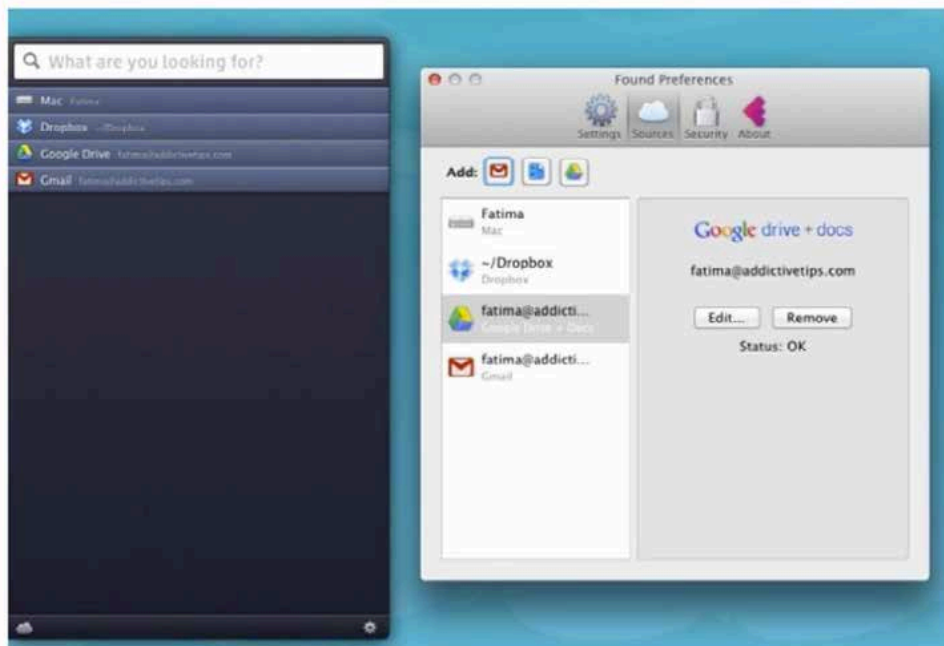
Found: Desktop Search For Dropbox, Google Drive & Gmail Files [Mac]

by Fatima Wahab on June 06, 2012

Mac OS X 0

With the number of cloud storage services growing constantly, it's no surprise that your local hard drive isn't the only place you keep some of your frequently accessed files. Services like Dropbox and Google's recently launched Google Drive are on top of the list and both have a desktop client that makes syncing your files easier. **Found** is a neat little Mac app that's free and is like Spotlight search, not just for the files on your hard drive but also for those synced to your Dropbox and Google Drive folders and your Gmail account. Mac's Spotlight is by far a more sophisticated file search system than the simple little search feature on Windows and it certainly indexes the files and folders in Dropbox and Google Drive but what makes Found really great is that it helps you search your Gmail account. Not all files that you send or receive as attachments end up in your Google Drive, probably for good reason too, but that doesn't mean you don't need an efficient search tool like Found for it.

Interface wise, the app is as simple as it can get; an icon is added to the menu bar that will show/hide the search interface which you can alternately do by hitting the Control key twice. Click the little cloud button at the bottom left to add your Google Drive and Gmail account (Google accounts are supported). If you already have Dropbox installed on your Mac, the app will automatically index files in your Dropbox folder. Add your Gmail and Google Drive, and depending on the size of it, the app will index all items in it. You can now enter a search term and view results filtered by location.



CleanMyDrive

<http://macpaw.com>

For your internal Drives you can use CleanMyMac, another of their products.



Amelita

<http://www.limit-point.com/products/amelita/>

23. Amelita (Use context menu options from the Mac Menu Bar)



Refind

<http://www.addictivetips.com/mac-os/refind-a-bookmarking-app-for-your-frequently-accessed-folders-mac/>

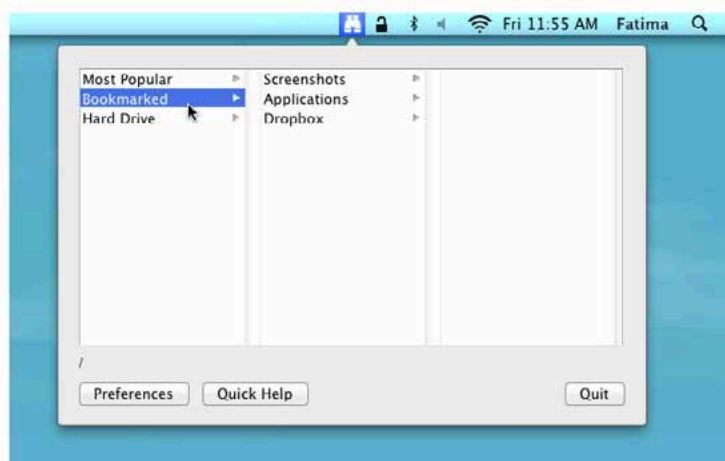
ReFind: A Bookmarking App For Your Frequently-Accessed Folders [Mac]

by Fatima Wahab on July 20, 2012

Mac OS X 10

App launchers aren't uncommon for Mac, and many of these will allow you to mark folders as favorites for faster access. For the most part, these apps carry a price tag, and their free versions are often limited. Many simpler solutions exist; you can create and add a folder to the Dock and add aliases (shortcuts) for your favorite folders to it. The end result is a quick launch folder for all your favorite directories. The process is rather long, takes up space in the Dock, and is mostly manual. **ReFind** is a free Mac app that lives in the Menu Bar and allows you to bookmark folders that you frequently visit. Provided you access folders through the app's folder browser (which works entirely in the Menu Bar), the app learns which folders you access the most on its own. If you feel ReFind is cluttering the *Most Popular* category with too many folders, you can *Bookmark* a folder and access it from the app's bookmarks.

ReFind adds a binocular icon to the Menu Bar that opens a window for accessing your folders and the app's preferences. You will see three categories at the left of this window: *Most Popular*, *Bookmarked*, and *Hard Drive*. The *Most Popular* category will populate over time, and folders that you bookmark using the Command+B hotkey will appear in *Bookmarked*. The *Hard Drive* category allows you access to everything in your Mac storage. To bookmark a folder, you have to open it from the *Hard Drive* category and then hit the shortcut.



Hourly News

<http://mac360.com/2013/01/radio-is-no-dead-yet-how-to-use-your-mac-to-bring-the-news-to-your-ears-every-hou/>

Radio Isn't Dead. Yet. How To Use Your Mac To Bring The News To Your Ears Every Hour

Friday, January 11, 2013 | [Jack D. Miller](#) Filed Under:

[Tips and Tricks](#)



It's easy to argue that we're living in the information age, but based on the number and variety of news sources maybe we should call it *the age of misinformation*.

Regardless, there are more ways than ever to get your daily dose of what's going on. There's RSS readers. Safari Reader. Google Reader. And, now, [Hourly News](#). This clever Mac app is almost what you think it is.

Click, Listen, Learn

For those of us who devote way too much time in front of a Mac's screen, here's an easy, elegant, and audio way to catch up on what's happening in your neck of the woods.

Hourly News is an app that takes up residence in the Mac's Menubar so it's accessible with a single click.

What you get in exchange for that click is hourly news summaries and a selection of podcasts from NPR, BBC, CBC, ABC, WSJ, ESPN, VOA, and FOX, among many others.

VOIP

What Is VoIP And How You Can Use It To Reduce Your Phone Bill

by Awais Imran on December 28, 2012

Voice over Internet Protocol – or VoIP – is the next big revolution in the telecommunication industry. What it does, essentially, is turn analog voice signals into digital packets that can be sent over the Internet instead of going through your wireless carrier, in a way that is no different from other data that is transmitted through the Internet. It's a lot cheaper for both the customers and the service provider, offers higher quality audio than your standard phone call and is a lot more reliable in many cases. And it's got wireless carriers scared out of their wits. In what follows, we will discuss the advantages and disadvantages of using VoIP over traditional telecommunication methods.

Clarify

<http://www.clarify-it.com/>

A Faster, Simpler Alternative to Screen Recording

In a small business or startup you need to communicate clearly and quickly. But creating screen recordings can be time consuming and frustrating. That is why we created Clarify, so that you could create better visual communications faster.



Clarify is simple

- 1 **Capture images**
Capture multiple images to get your point across
- 2 **Edit Images**
Add text, annotations or blur out sensitive information
- 3 **Share Images**
Share your document as a PDF, email, or online

That's it. **Done**