

Apps and Traps for June, 2014 by David Whitby and Scott Harrell

Humor



OSX

Downloaded a music file and cant Play it? Might need converting first... try this

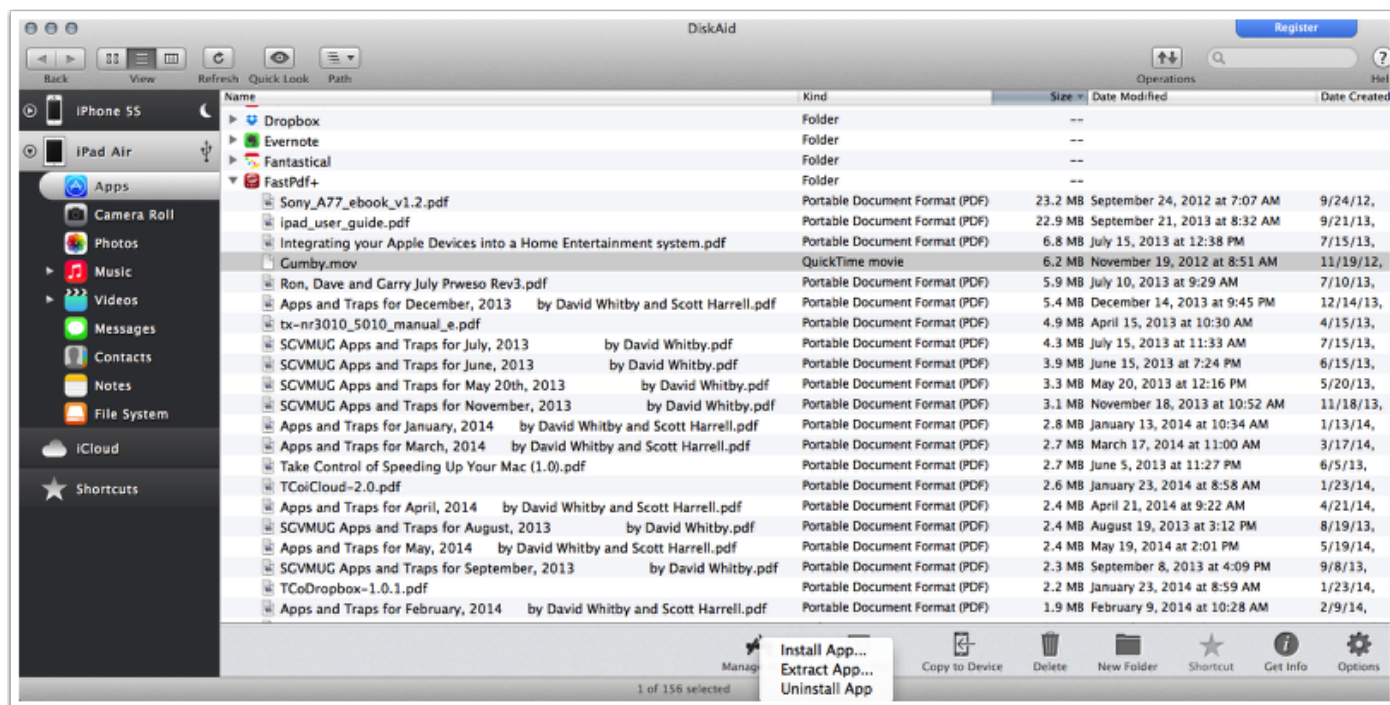
File Format Converter is a sound file converter for Mac. It can convert audio files from many sources into mp3 or wav format. Switch Converter is very easy to use. Just add the files you want to convert to the list, select the format you want to use, and then click the convert button.

<http://www.macupdate.com/app/mac/20436/switch/4.62/1401031012>

Access & Transfer any iPod, iPhone & iPad DataCopy Files, Music, Photos, Videos, SMS, Contacts, Notes...

<http://www.digidna.net>

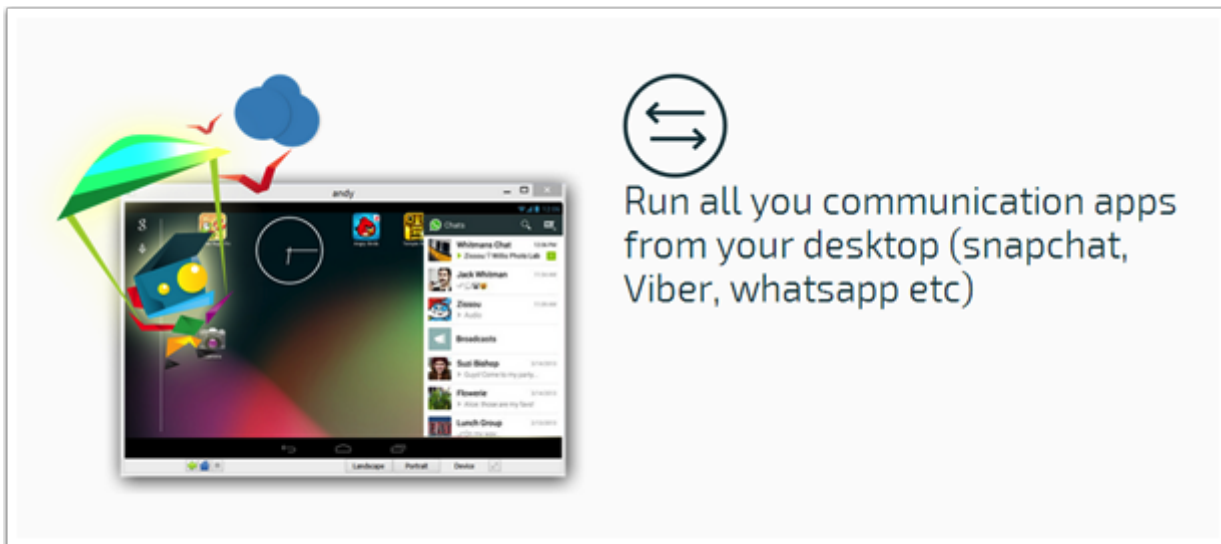
[Save your apps to your computer](#) and save space! DiskAid will reinstall any app onto any device exactly as you left it: **including all data, documents and settings** – and even your progression in games. **Reclaim precious storage** capacity on your device now with DiskAid.



Interested in some Android apps? You can now run some of them from you desktop Mac!

<http://www.redmondpie.com/how-to-run-android-on-windows-pc-and-mac-the-easy-way-for-free/>

Let us introduce you to Andy. Or *Andyroid*. Not a particularly outstanding product name, but definitely something Android fans will need to have in their lives. It isn't exactly a great secret that the world of mobile is huge right now. Mobile hardware, the software that powers them and the third-party apps to extend them are extremely hot property at the minute. But don't you sometimes feel that the gulf between mobile and desktop is getting larger and larger? Andyroid is a product that's looking to solve that by breaking down the barrier between the two.

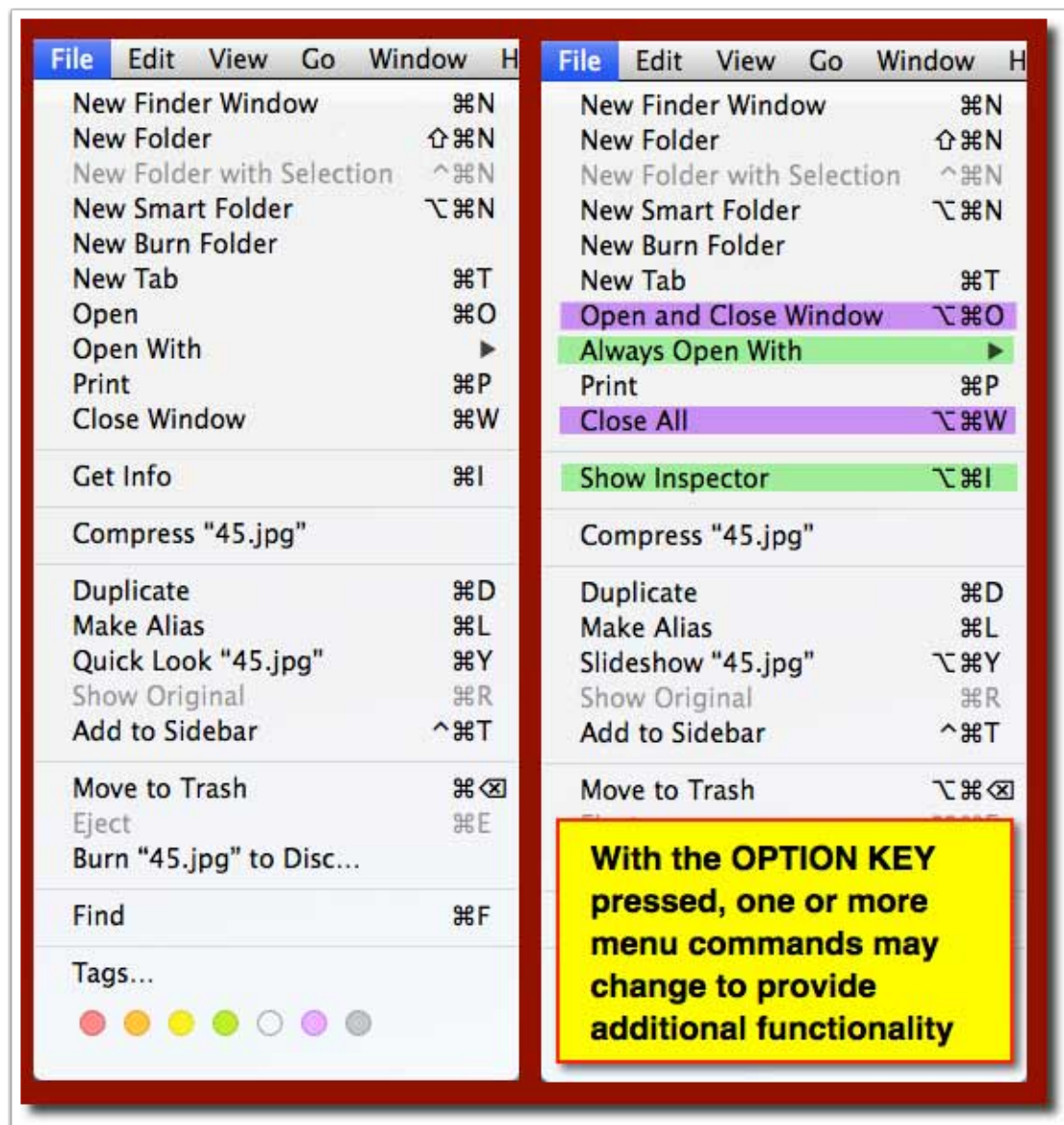


The Magical Option Key!

<http://www.macobserver.com/tmo/article/how-to-really-use-the-magical-option-key-on-the-mac>

The venerable Mac **Option Key** has been around since the Apple Macintosh first appeared way back in 1984. Mac users are usually pretty familiar with it, so much so that we sometimes take it for granted. I'm going to show some of the magical things you can do with it.

This key is known generically as a “modifier” key, and shares this moniker with the Command (Apple) key, the Control Key, and the Shift key. The Option key is located on either side of the space bar for your convenience.



iOS7+

How to save space on your iOS devices

<http://macmight.co.uk/mac-tips/item/55608-save-space-on-your-iphone-or-ipad-top-10-tips>

Choosing which size iPhone or iPad to purchase is always a difficult decision. If money is no object, purchasing a 64 or 128GB device is the best way to ensure that you'll never run out of space for your apps, photos, music and videos. However, for many of us, buying on a budget means that we have to settle for entry-level storage, such as 8 or 16GB.

There's nothing more frustrating than trying to take a photo or record a video to be greeted by a dialog which states that your iOS device has run out of storage. So how do you fix that? What are the best ways to free up some coveted space? The good news is that we've put together a list of the ten simplest and most effective ways – without having to delete everything and start again – to save space on your iOS device.

1 Delete apps

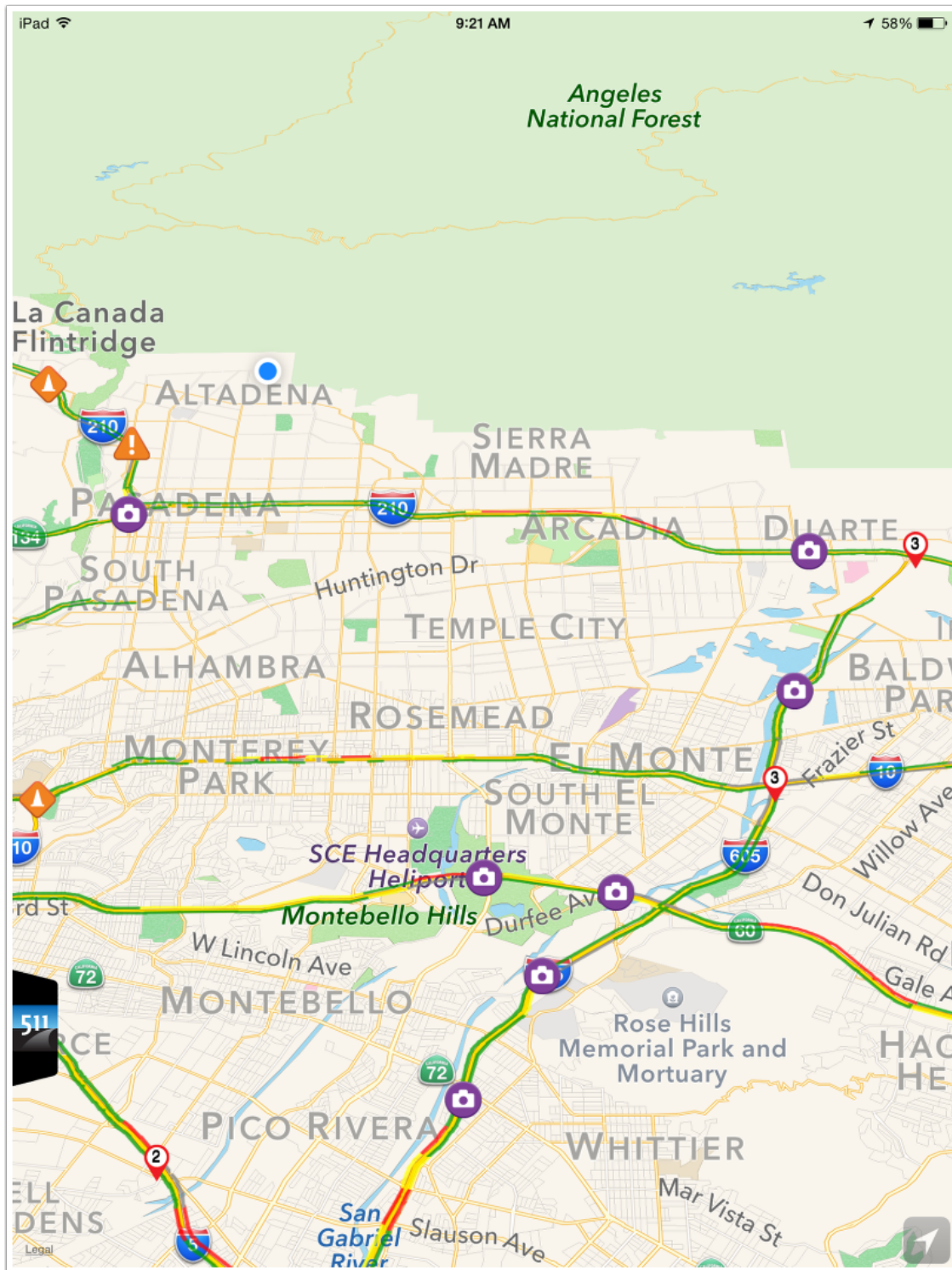
The most obvious place to begin your spring clean is with your apps. Navigate through your home screen and pinpoint apps that you don't use or need anymore. Press and hold the app icon until it wriggles. Tap the cross icon in the top left-hand corner and voilà!

Need to Block unwanted callers on your iPhone?

<http://appleinsider.com/articles/14/05/29/ios-quick-tips-how-to-block-nuisance-callers-on-your-iphone>

Apple's iOS is a powerful mobile operating system, but many of its most productive features are hidden or simply not well known. With this iOS Quick Tip, AppleInsider shows you how to stop receiving unwanted phone calls, FaceTime calls, and messages from unwanted numbers.

Need to see Traffic Cams in a Maps view... try Go511



iOS8 Rumors? No, Reality!

<http://appleinsider.com/articles/14/06/07/apples-new-icloud-storage-plans-cheap-for-consumers-even-cheaper-for-developers>

Users have long lampooned Apple for its relatively stingy approach to doling out storage allowances. Each iCloud account comes with just 5 gigabytes of disk space by default, an amount that's easily eclipsed by normal users, especially those who make heavy use of the iPhone's camera.

Apple's upgrade options are equally vexing: \$20 per year adds just 10 gigabytes of additional space, with \$40 netting another 10 gigabytes and \$100 adding only 30 gigabytes more, bringing the total allowance to 50 gigabytes. That same \$100 per year would buy twice the space — 100 gigabytes — from Dropbox or Box.com and an extra \$20 would bring a whopping 1 terabyte from Google Drive.

	iCloud (old)	iCloud (new)	Dropbox	Google Drive
5GB	Free	Free	Free	Free (15GB)
10GB	\$20.00	Not Available	Not Available	Free (15GB)
20GB	\$40.00	\$11.88	Not Available	Not Available
50GB	\$100.00	Not Available	Not Available	Not Available
100GB	Not Available	Not Available	\$99.00	\$23.88
200GB	Not Available	\$47.88	\$199.00	\$119.88 (1TB)

As collected by AppleInsider on 6/7/14. All prices based on annual payment.

Non Apple but Tech Related